



SREE NARAYANA GURU COLLEGE OF COMMERCE
STUDENTS' SATISFACTION SURVEY (SSS) 2022-2023

Over all Feedback Output			
Program	No. of Respondents	In Percentage (Average)	Grading out of 4 (Average)
B.Com.	20.68%	87.78%	3.51
B.M.S.	25.15%		
B.A.F	21.36%		
B.B.I.	10.39%		
B.Sc.IT	8.45%		
B.A.M.M.C	3.01%		
B.Sc.DS	0.68%		
B.F.M.	1.55%		
M.Com.	8.74%		
Total	100%		

Question	Feedback of students				Output	
	Excellent	Good	Average	Below Average	Value in Percentage	Average out of 4
1. How much of the syllabus was covered in the class?	554	439	25	12	87.26	3.49
2. How well did the teachers prepare for the classes?	603	370	37	20	87.77	3.51
3. How well were the teachers able to communicate?	606	372	33	19	87.99	3.52
4. The teacher's approach to teaching can best be described as	659	334	24	13	89.78	3.59
5. Fairness of the internal evaluation process by the teachers.	548	412	58	12	86.31	3.45
6. Was your performance in class tests discussed with you?	565	428	20	17	87.40	3.50
7. The institute takes active interest in promoting internship, student exchange, field visit opportunities for students.	610	341	52	27	87.23	3.49
8. The teaching and mentoring process in your institution facilitates you in cognitive, social and emotional growth.	651	323	43	13	89.13	3.57
9. The institution provides multiple opportunities to learn and grow by providing certificate courses	557	401	45	27	86.12	3.44
10. Teachers inform you about your expected competencies, course outcomes and programme outcomes.	623	336	51	20	87.91	3.52
11. Your mentor does a necessary follow-up with an assigned task to you.	515	446	29	40	84.85	3.39
12. The teachers illustrate the concepts through examples and applications.	631	354	30	15	88.86	3.55
13. The teachers identify your strengths and encourage you with providing right level of challenges.	578	424	17	11	88.08	3.52
14. Teachers are able to identify your weaknesses and help you to overcome them.	552	416	38	24	86.31	3.45
15. The institution makes effort to engage students in the monitoring, review and continuous quality improvement of the teaching learning process.	656	316	44	14	89.17	3.57
16. The institute/ teachers use student centric methods, such as experiential learning, participative learning and problem solving methodologies for enhancing learning experiences.	679	317	24	10	90.41	3.62
17. Teachers encourage you to participate in extracurricular activities.	614	380	24	12	88.74	3.55
18. Efforts are made by the institute/ teachers to inculcate soft skills, life skills and employability skills to make you ready for the world of work.	535	430	42	23	85.85	3.43
19. What percentage of teachers use ICT tools such as Power Point Presentation, LCD projector, Multimedia, etc. while teaching	585	400	21	24	87.52	3.50
20. The overall quality of teaching-learning process in your institute is very good.	625	365	27	13	88.88	3.56
Over all Feedback Output					87.78	3.51



Feedback Committee In-charge


IQAC-Coordinator

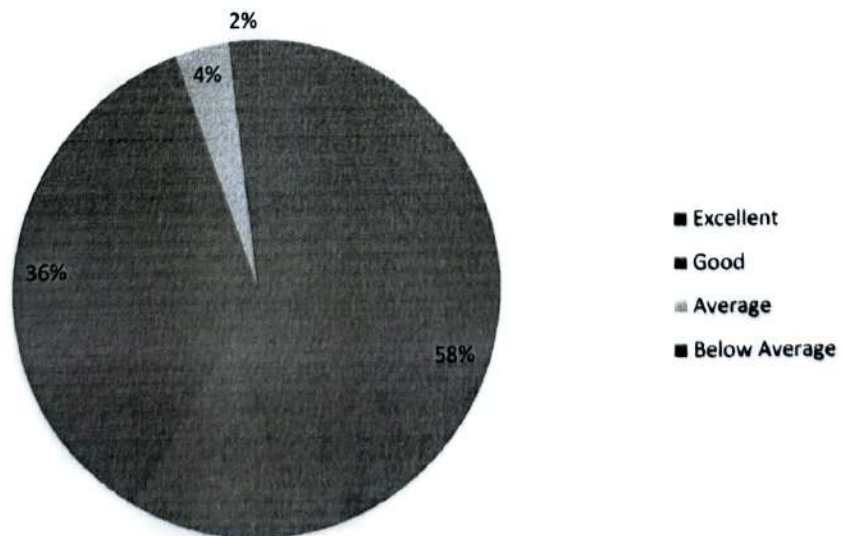

Principal

SREE NARAYANA GURU COLLEGE OF COMMERCE
STUDENTS' SATISFACTION SURVEY (SSS) 2019-20

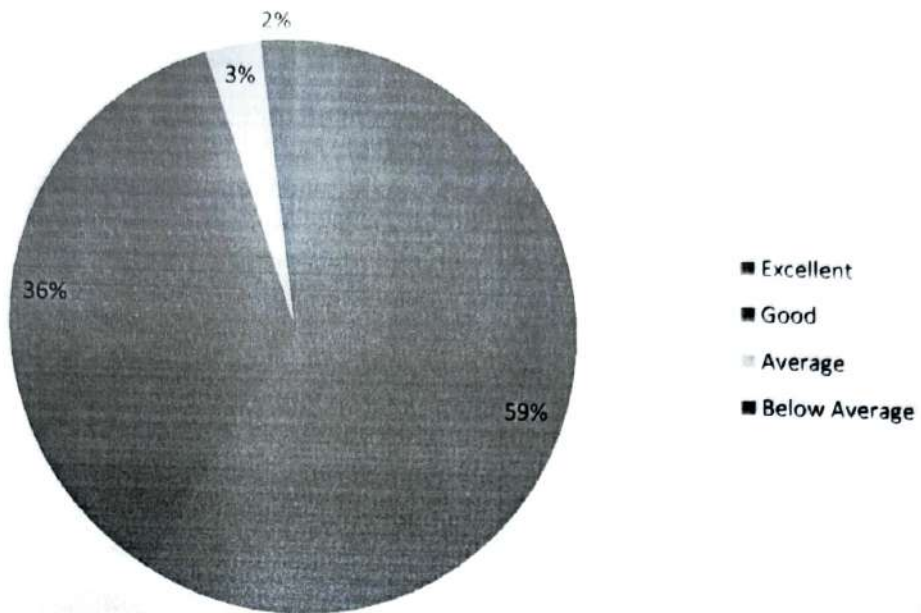
1. How much of the syllabus was covered in the class?



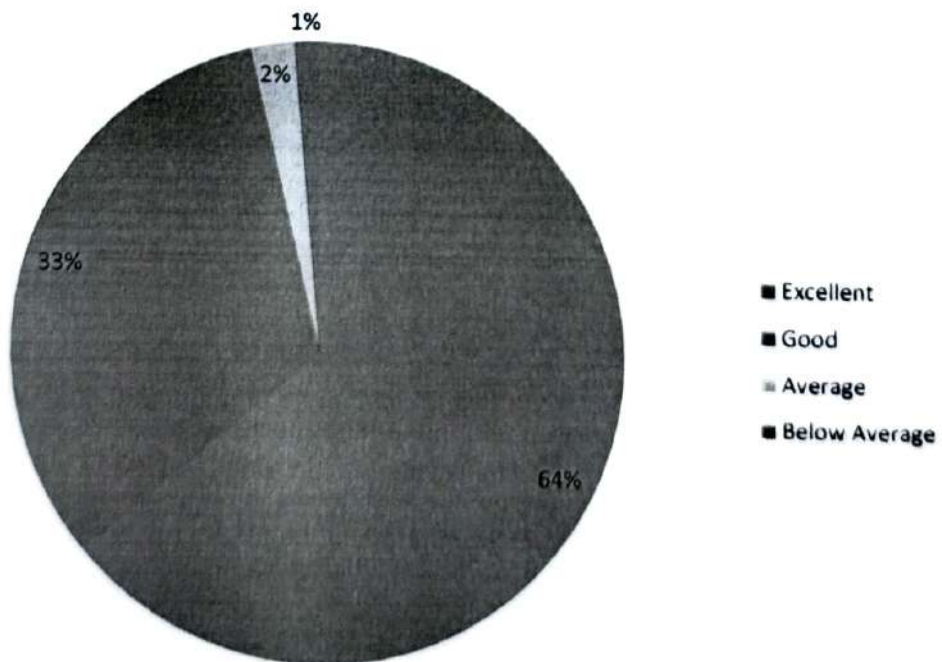
2. How well did the teachers prepare for the classes?



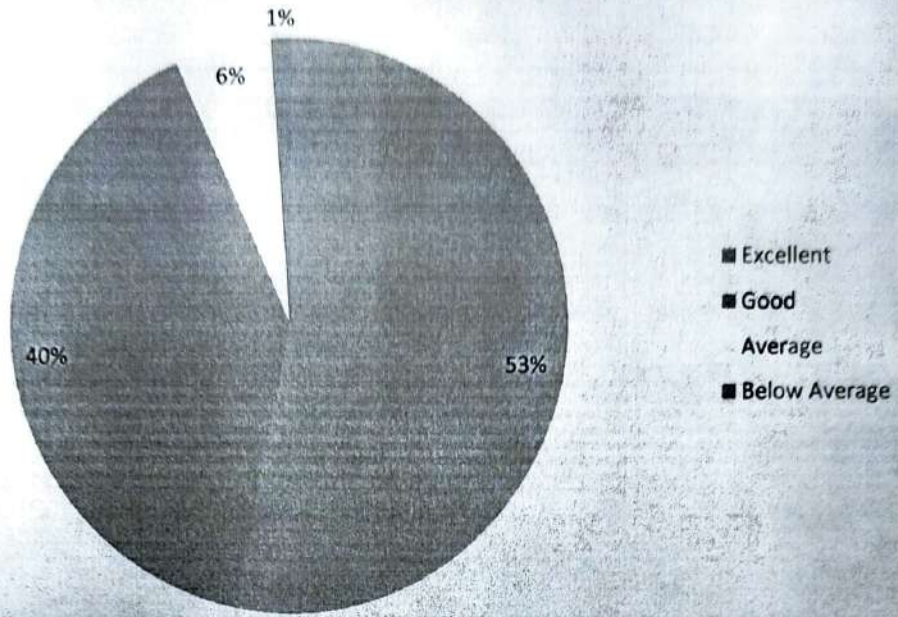
3. How well were the teachers able to communicate?



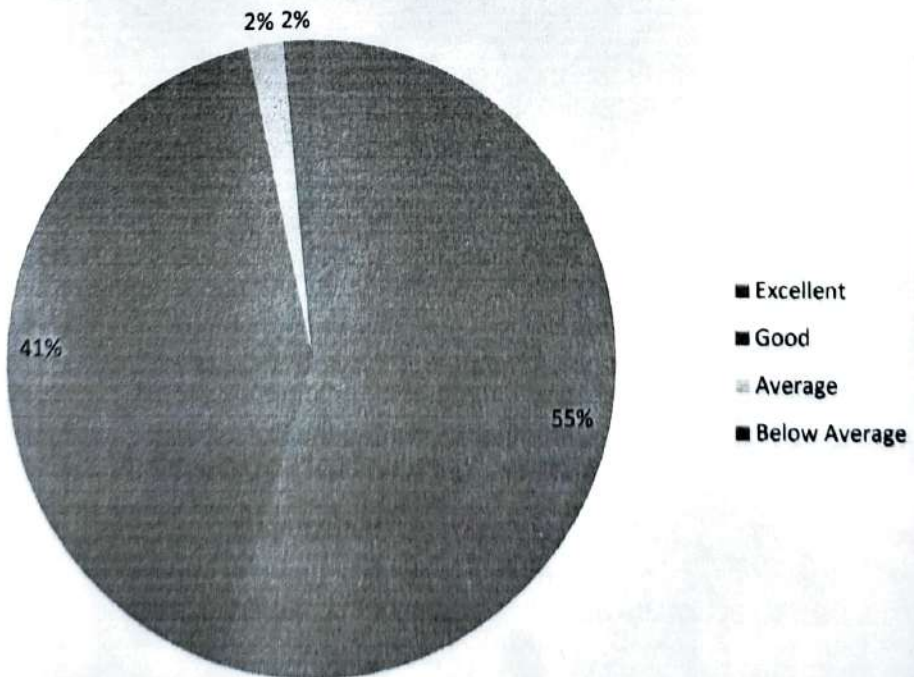
4. The teacher's approach to teaching can best be described as



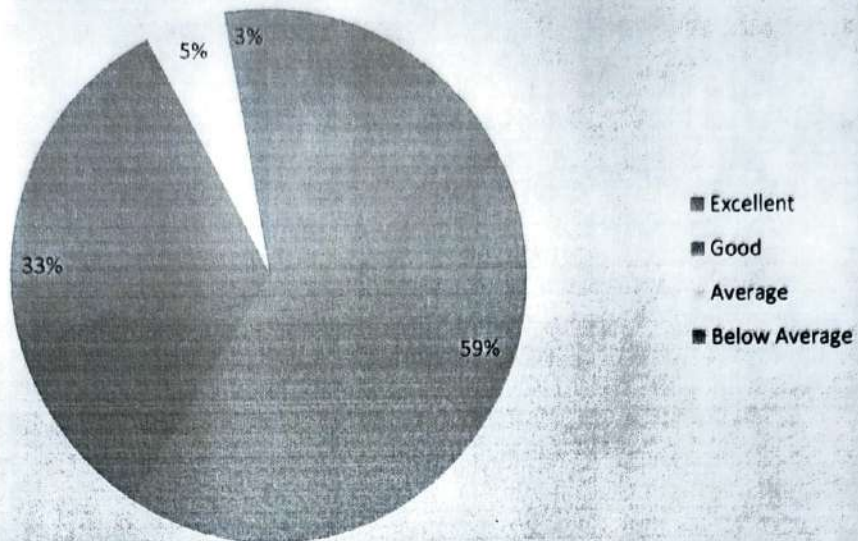
5. Fairness of the internal evaluation process by the teachers.



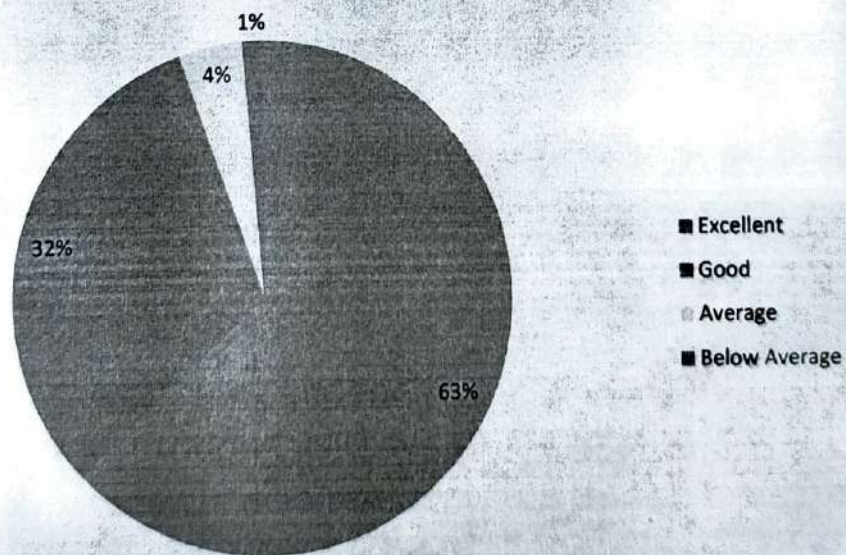
6. Was your performance in class tests discussed with you?



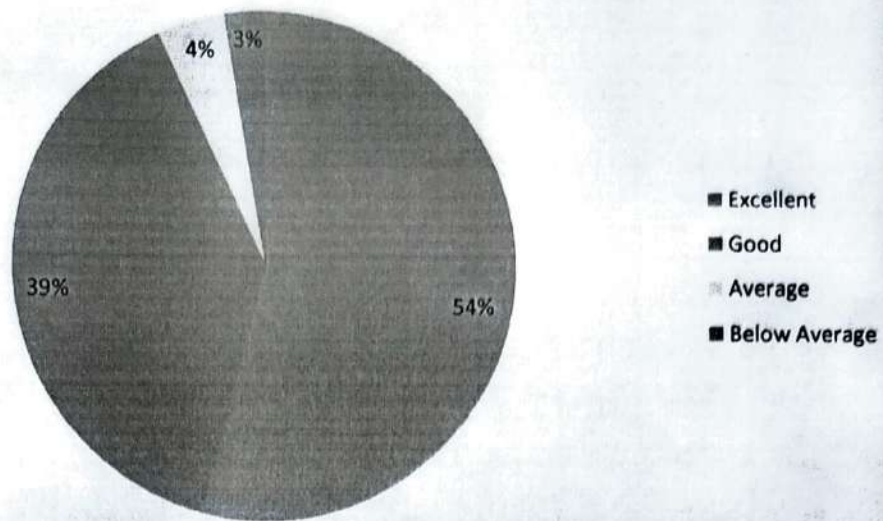
7. The institute takes active interest in promoting internship, student exchange, field visit opportunities for students.



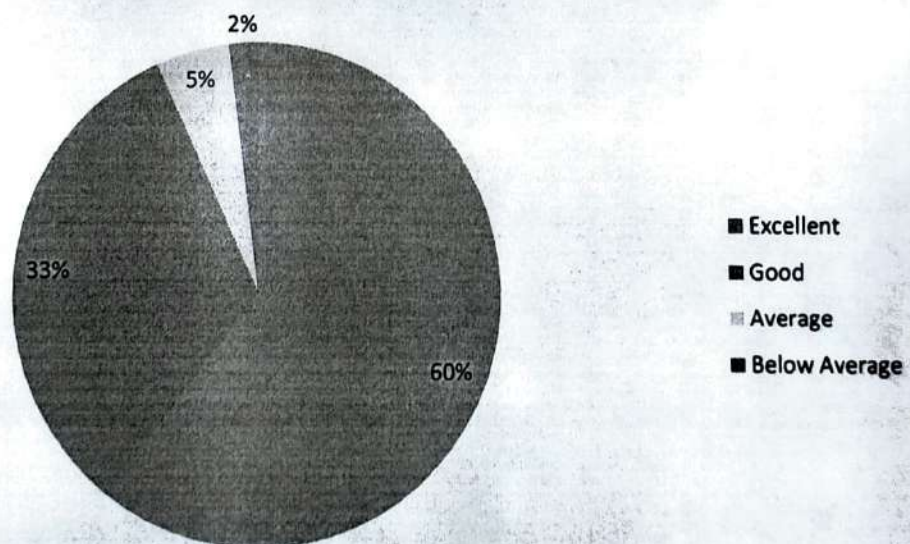
8. The teaching and mentoring process in your institution facilitates you in cognitive, social and emotional growth.




9. The institution provides multiple opportunities to learn and grow by providing certificate courses



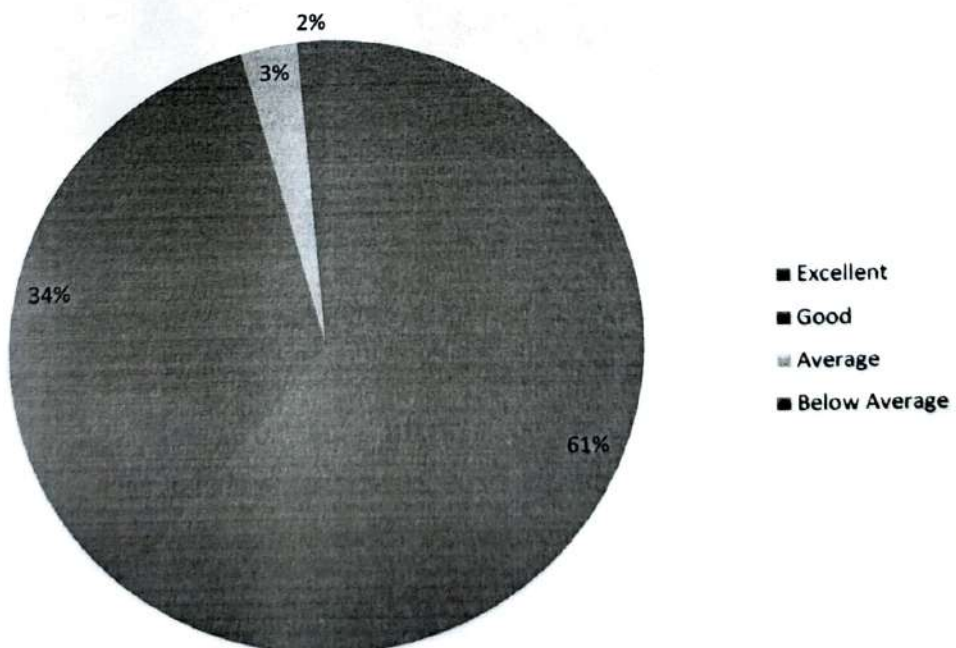
10. Teachers inform you about your expected competencies, course outcomes and programme outcomes.



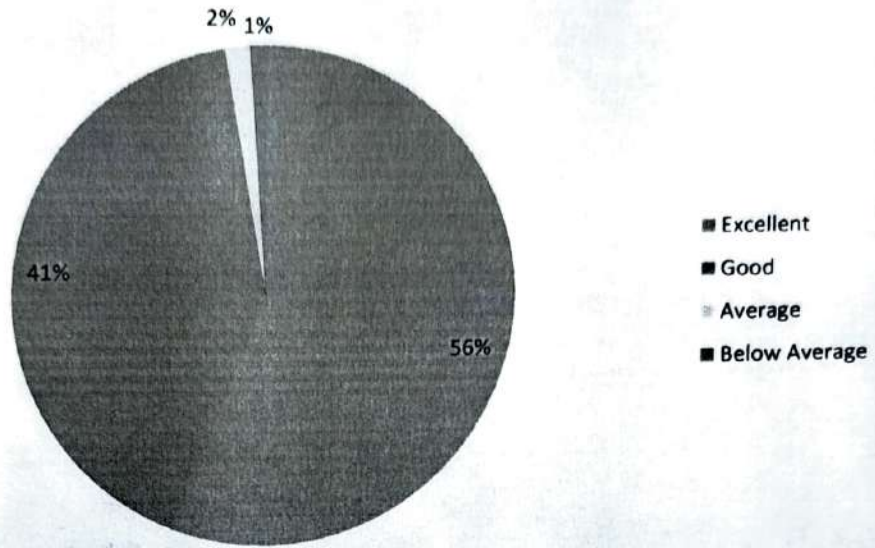
11. Your mentor does a necessary follow-up with an assigned task to you.



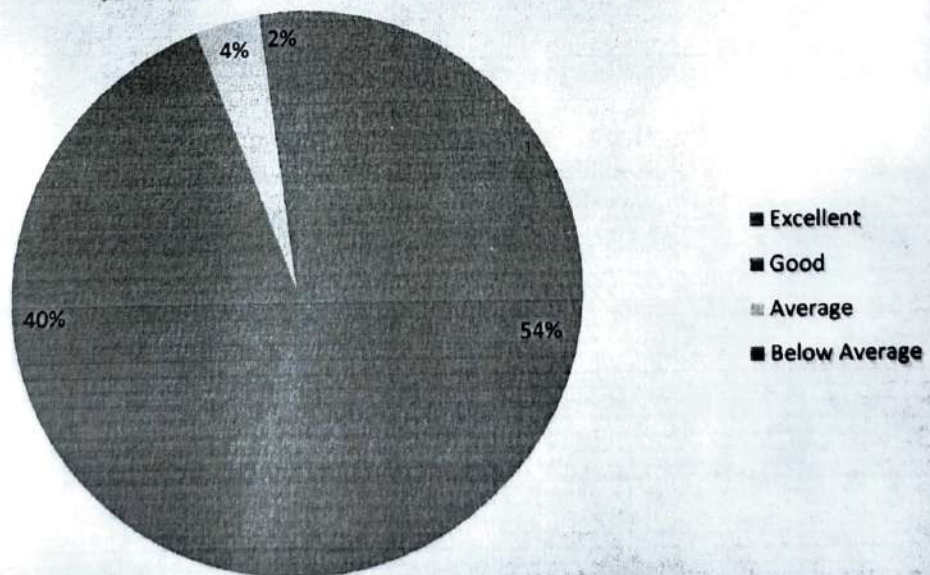
12. The teachers illustrate the concepts through examples and applications.



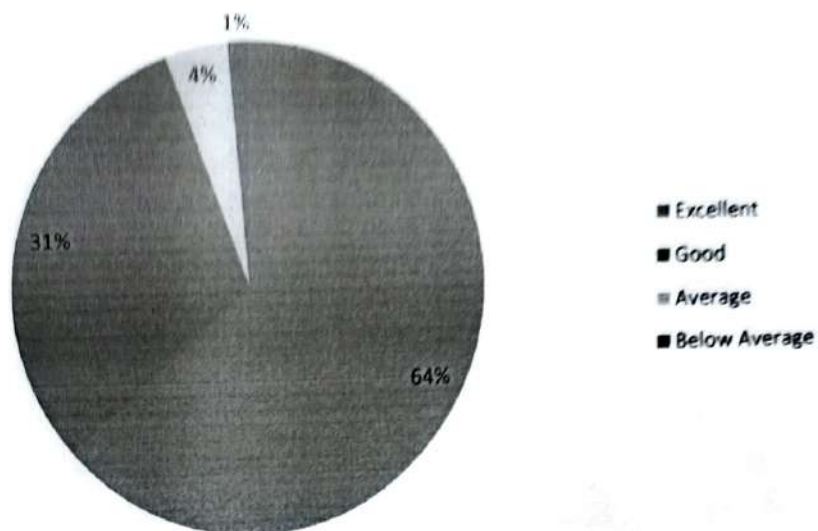
13. The teachers identify your strengths and encourage you with providing right level of challenges.



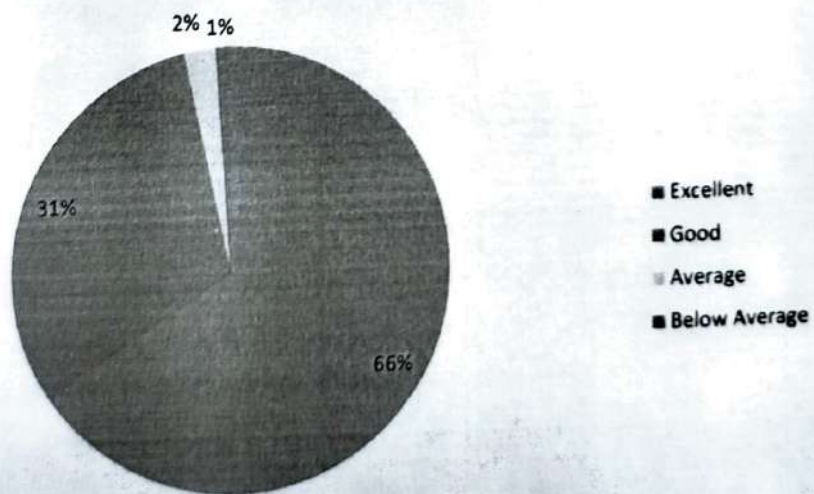
14. Teachers are able to identify your weaknesses and help you to overcome them.



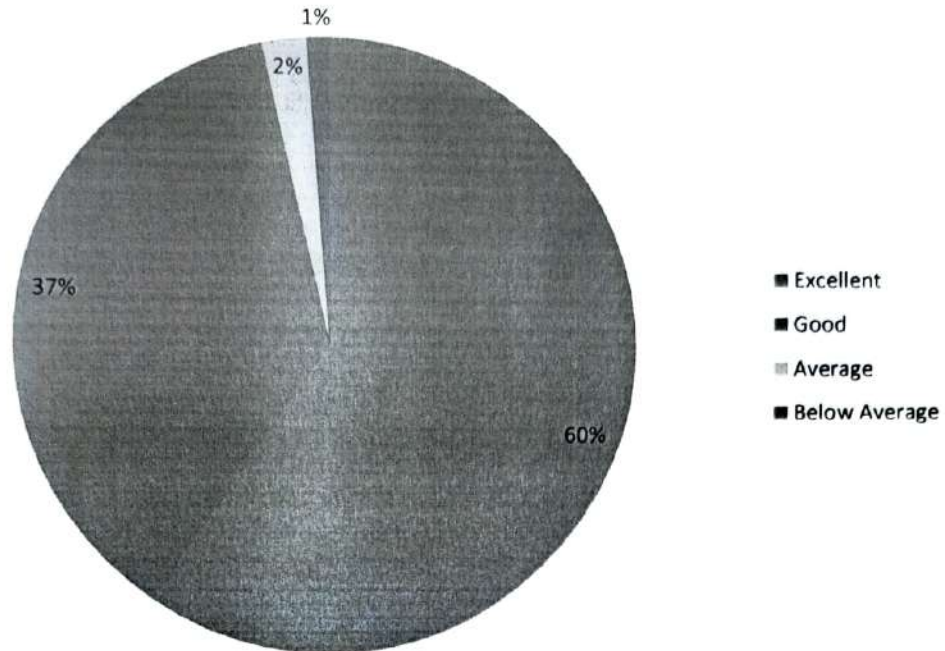
15. The institution makes effort to engage students in the monitoring, review and continuous quality improvement of the teaching learning process.



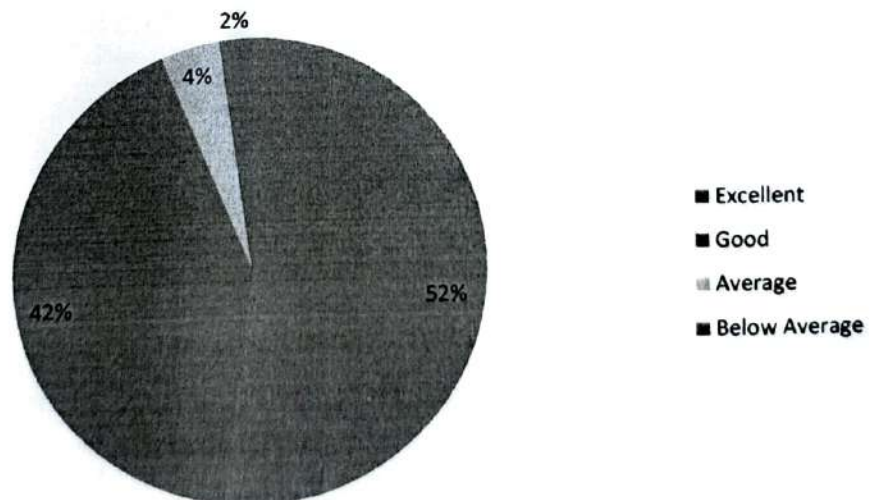
16. The institute/ teachers use student centric methods, such as experiential learning, participative learning and problem solving methodologies for enhancing learning experiences.



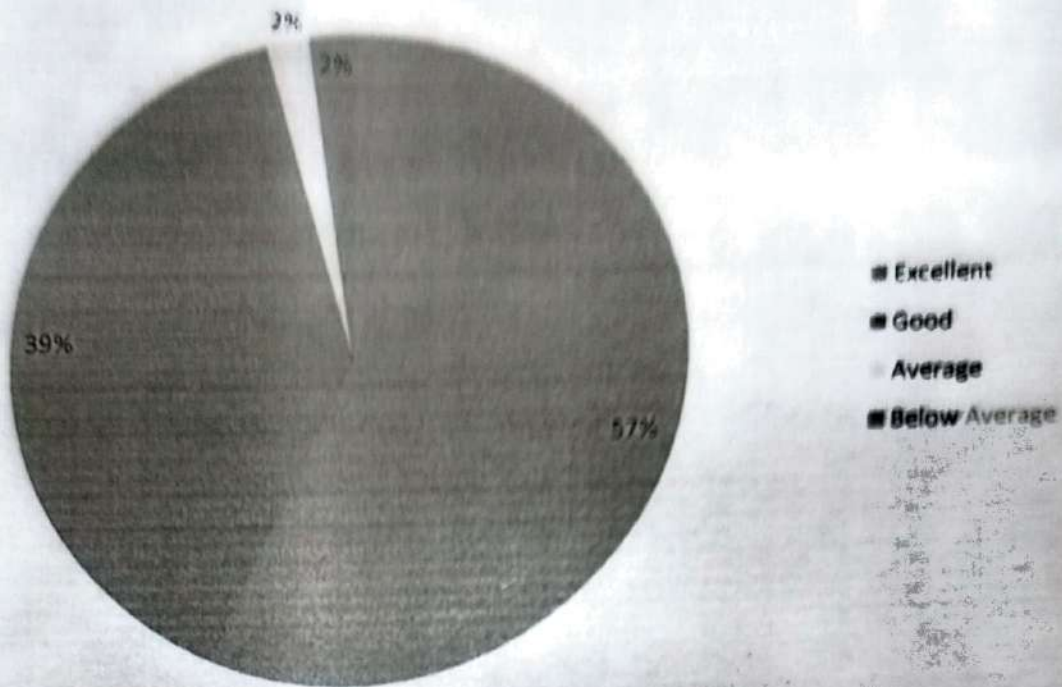
17. Teachers encourage you to participate in extracurricular activities.



18. Efforts are made by the institute/ teachers to inculcate soft skills, life skills and employability skills to make you ready for the world of work.



19. What percentage of teachers use ICT tools such as Power Point Presentation, LCD projector, Multimedia, etc. while teaching



20. The overall quality of teaching-learning process in your institute is very good.

