



## **SREE NARAYANA GURU COLLEGE OF COMMERCE**

### **STUDENTS' SATISFACTION SURVEY (SSS) 2023-2024**

<b>Over all Feedback Output Total Responses - 1408</b>			
<b>Program</b>	<b>No. of Respondents</b>	<b>In Percentage (Average)</b>	<b>Grading out of 4 (Average)</b>
B.Com.	20.51%	<b>81.58%</b>	<b>3.26</b>
B.M.S.	15.33%		
B.A.F	18.88%		
B.B.I.	7.17%		
B.Sc.I.T	20.16%		
BTM	1.92%		
B.Sc.DS	8.66%		
BA	1.99%		
M.Com.	5.18%		
MSCIT	0.21%		
<b>Total</b>	<b>100%</b>		

Question	Feedback of students - 1408				Output	
	Excellent	Good	Average	Below Average	Value in Percentage	Average out of 4
How much of the syllabus was covered in the class?	458	920	27	3	82.55	3.30
How well did the teachers prepare for the classes?	481	850	75	2	82.14	3.29
How well were the teachers able to communicate?	533	785	87	3	82.81	3.31
The teacher's approach to teaching can best be described as	436	887	81	4	81.16	3.25
Fairness of the internal evaluation process by the teachers.	430	889	86	3	81.00	3.24
Was your performance in class tests discussed with you?	521	880	5	2	84.09	3.36
The institute takes active interest in promoting internship, student exchange, field visit opportunities for students.	532	803	69	4	83.08	3.32
The teaching and mentoring process in your institution facilitates you in cognitive, social and emotional growth.	400	884	120	4	79.83	3.19
The institution provides multiple opportunities to learn and grow by providing certificate courses	529	787	91	1	82.74	3.31
Teachers inform you about your expected competencies, course outcomes and programme outcomes.	500	809	97	2	82.08	3.28
Your mentor does a necessary follow-up with an assigned task to you.	418	857	130	3	80.01	3.20
The teachers illustrate the concepts through examples and applications.	470	843	93	2	81.62	3.26
The teachers identify your strengths and encourage you with providing right level of challenges.	473	821	111	3	81.32	3.25
Teachers are able to identify your weaknesses and help you to overcome them.	511	756	136	5	81.48	3.26
The institution makes effort to engage students in the monitoring, review and continuous quality improvement of the teaching learning process.	407	887	112	2	80.17	3.21
The institute/ teachers use student centric methods, such as experiential learning, participative learning and problem solving methodologies for enhancing learning experiences.	380	904	120	4	79.47	3.18
Teachers encourage you to participate in extracurricular activities.	550	763	93	2	83.04	3.32
Efforts are made by the institute/ teachers to inculcate soft skills, life skills and employability skills to make you ready for the world of work.	448	828	131	1	80.59	3.22
What percentage of teachers use ICT tools such as Power Point Presentation, LCD projector, Multimedia, etc. while teaching	482	780	138	8	80.82	3.23
The overall quality of teaching-learning process in your institute is very good.	473	833	99	3	81.53	3.26
<b>Over all Feedback Output</b>					<b>81.58%</b>	<b>3.26</b>

*NK. Somanraj*  
**Feedback Committee In-charge**

*[Signature]*  
**IQAC Coordinator**

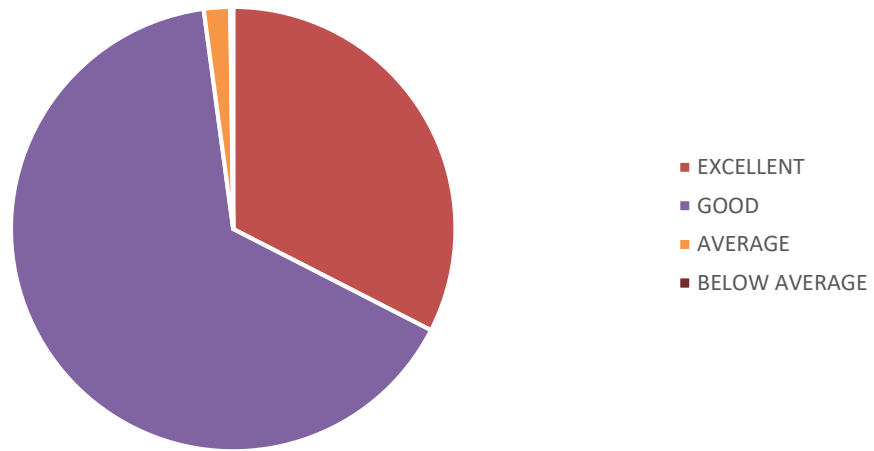
*[Signature]*  
**Principal**  
**Principal**  
 Sree Narayana Guru  
 College of Commerce  
 P. L. Lokhande Marg,  
 Chembur, Mumbai 400 089.



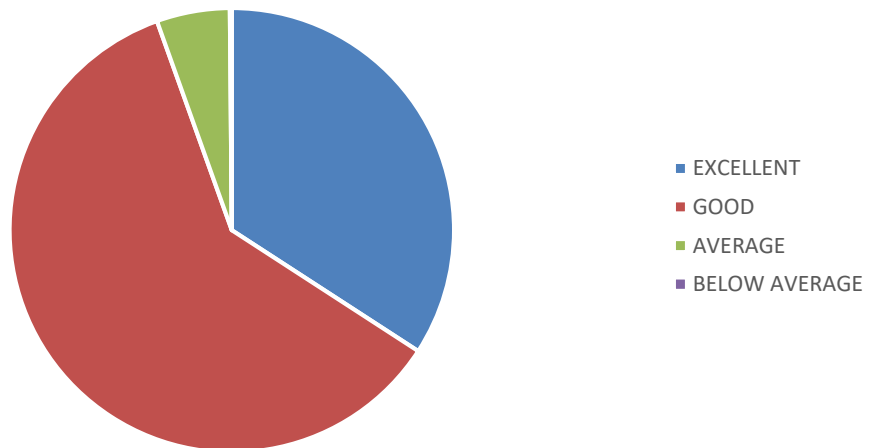
**SREE NARAYANA GURU COLLEGE OF COMMERCE**

**STUDENTS' SATISFACTION SURVEY (SSS) 2023-2024**

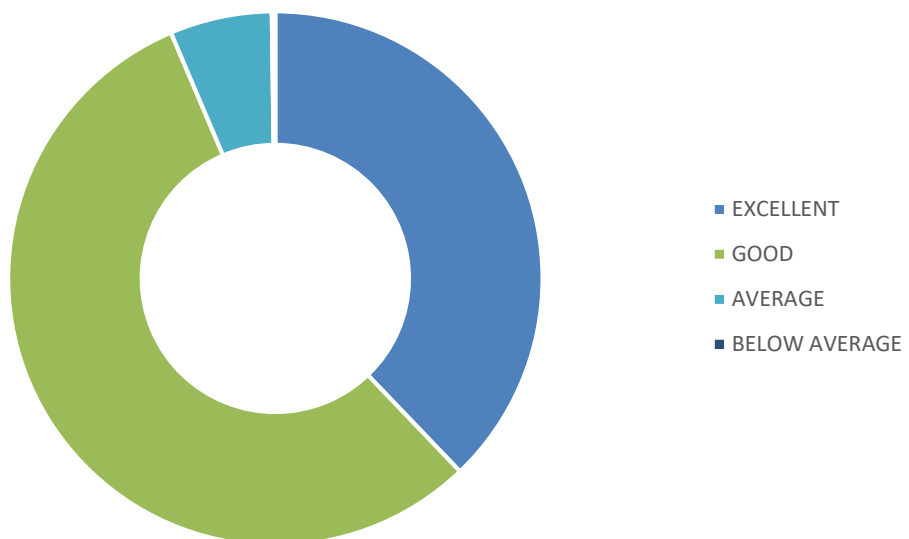
**How much of the syllabus was covered in the class?**



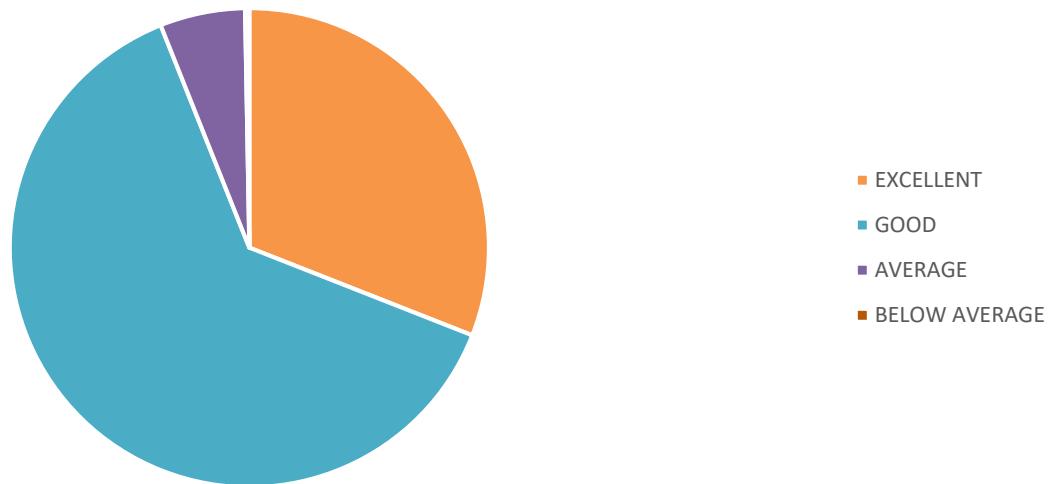
**How well did the teachers prepare for the classes?**



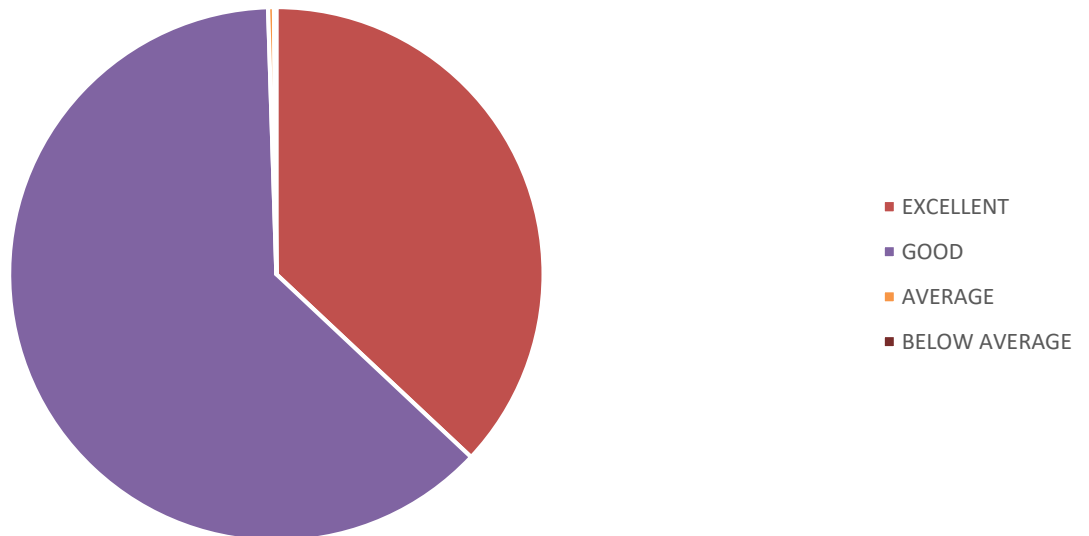
**How well were the teachers able to communicate?**



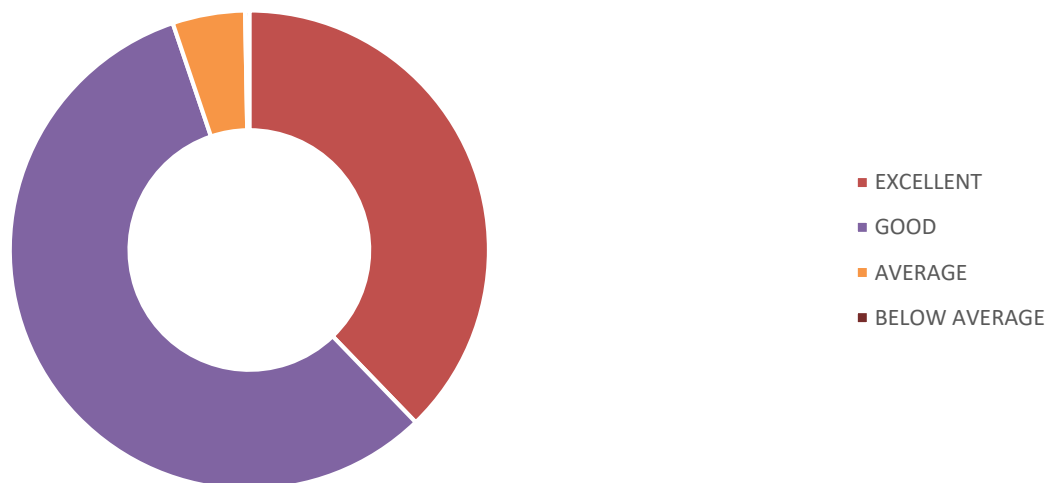
### Fairness of the internal evaluation process by the teachers.



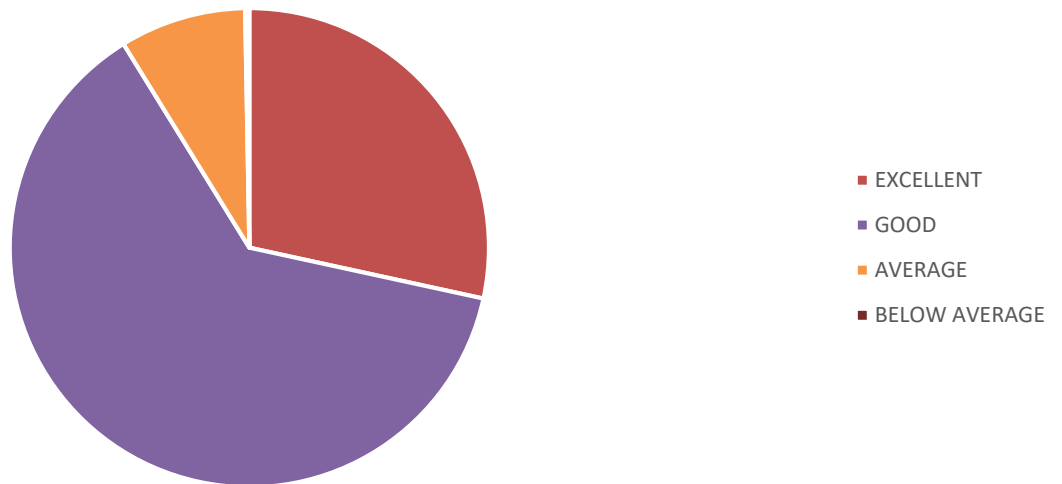
### Was your performance in class tests discussed with you?



### The institute takes active interest in promoting internship, student exchange, field visit opportunities for students.



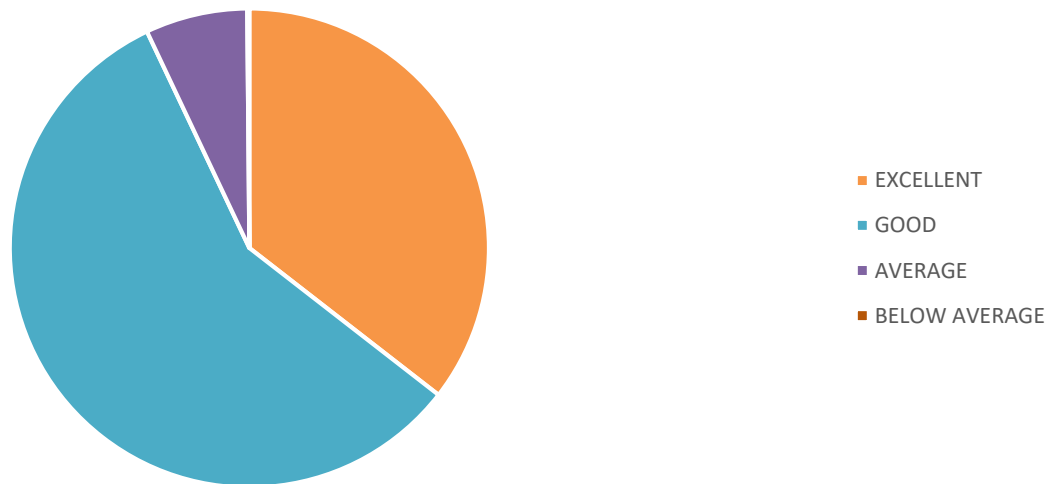
The teaching and mentoring process in your institution facilitates you in cognitive, social and emotional growth



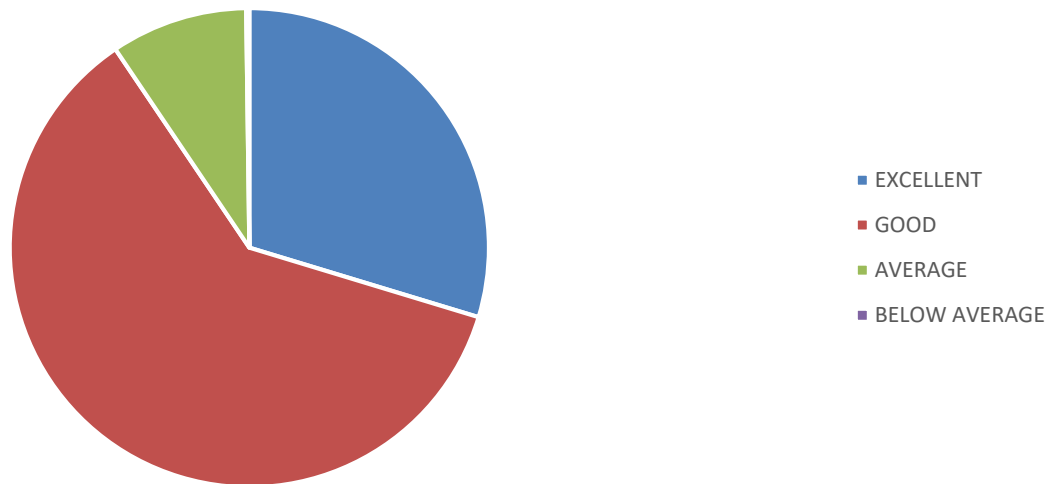
The institution provides multiple opportunities to learn and grow by providing certificate courses



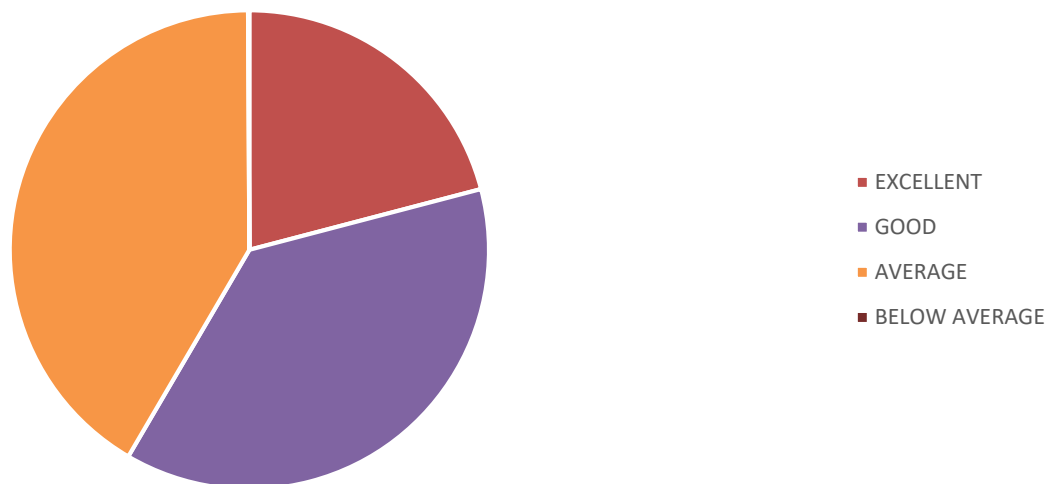
Teachers inform you about your expected competencies, course outcomes and programme outcomes.



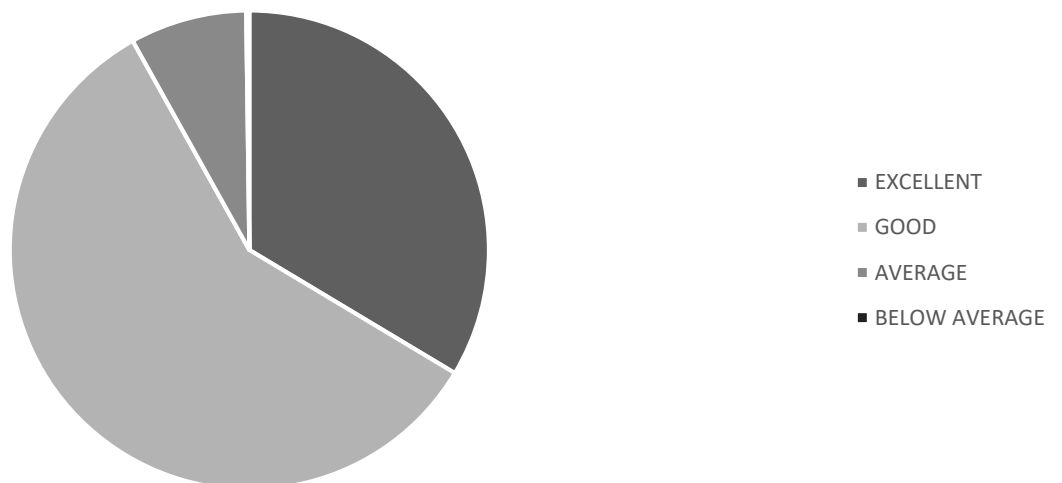
Your mentor does a necessary follow-up with an assigned task to you.



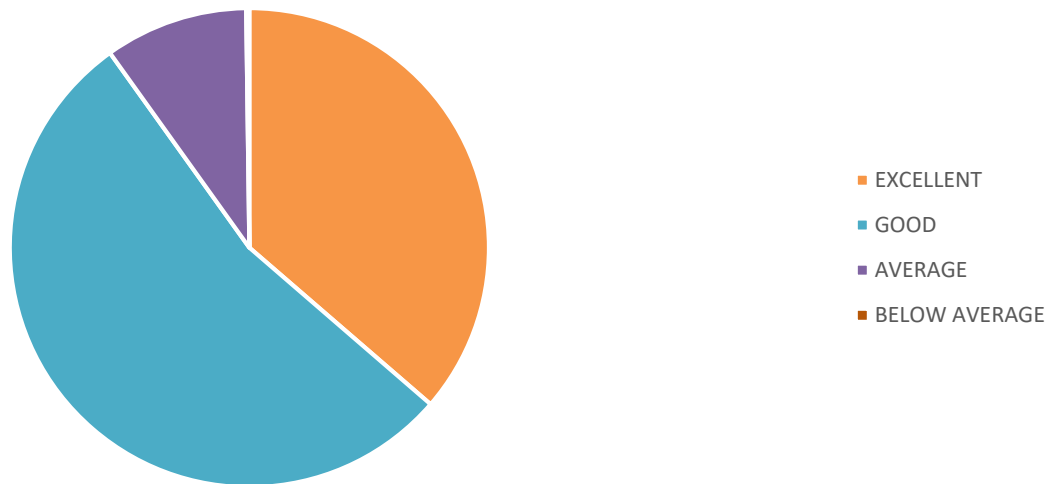
The teachers illustrate the concepts through examples and applications.



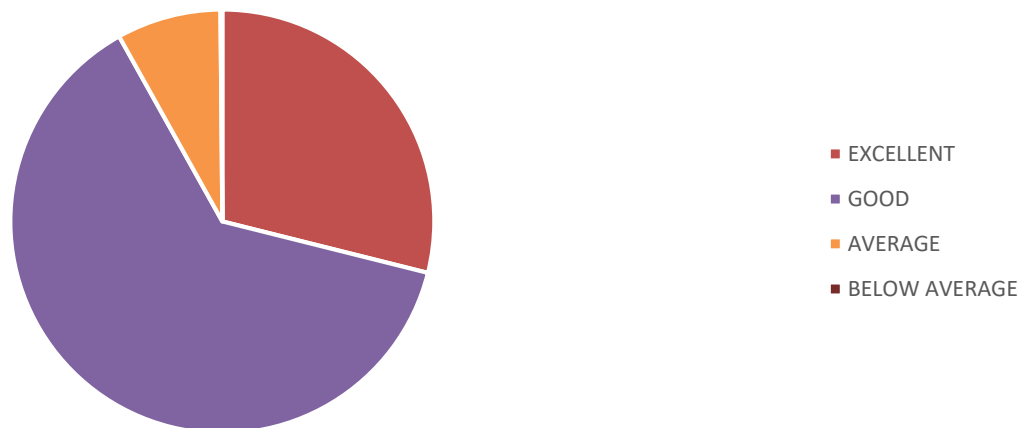
The teachers identify your strengths and encourage you with providing right level of challenges.



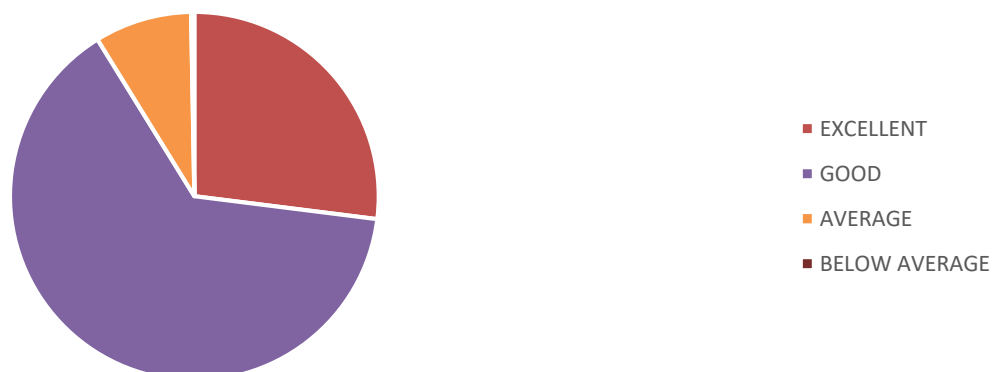
Teachers are able to identify your weaknesses and help you to overcome them.



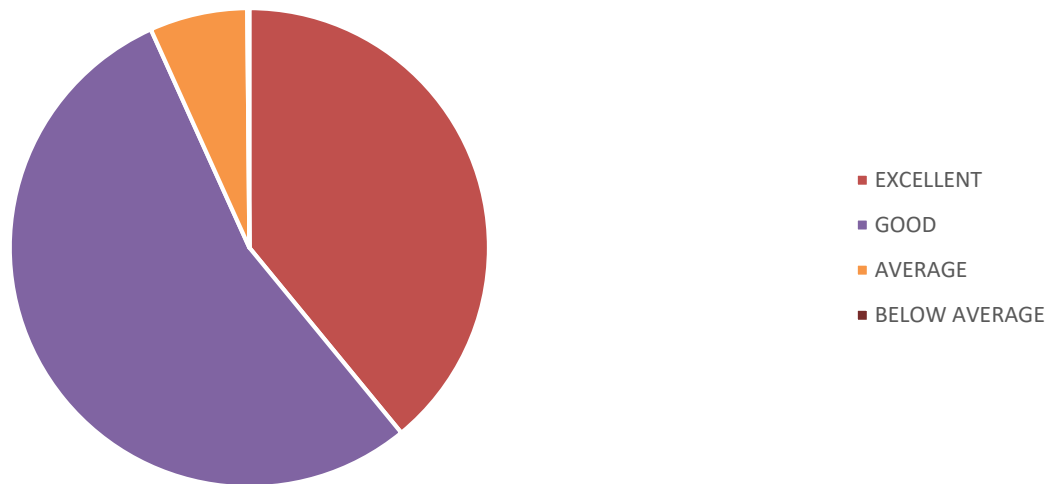
The institution makes effort to engage students in the monitoring, review and continuous quality improvement of the teaching learning process.



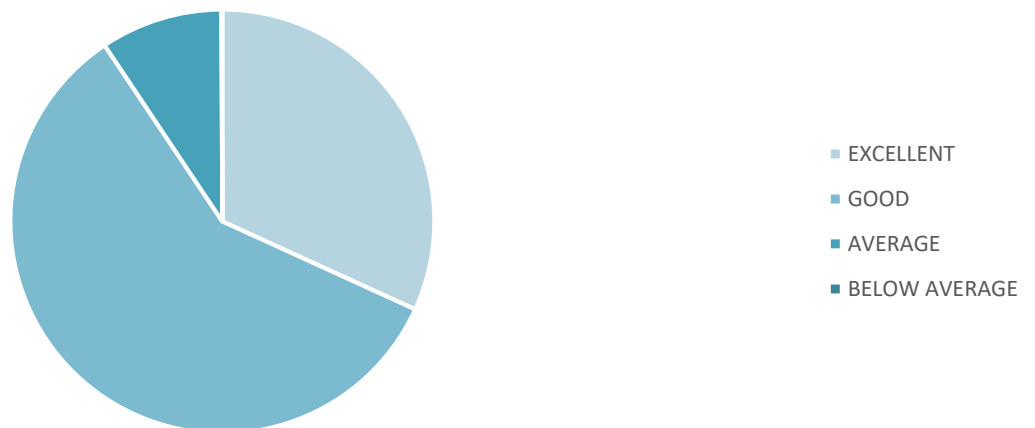
The institute/ teachers use student centric methods, such as experiential learning, participative learning and problem solving methodologies for enhancing learning experiences.



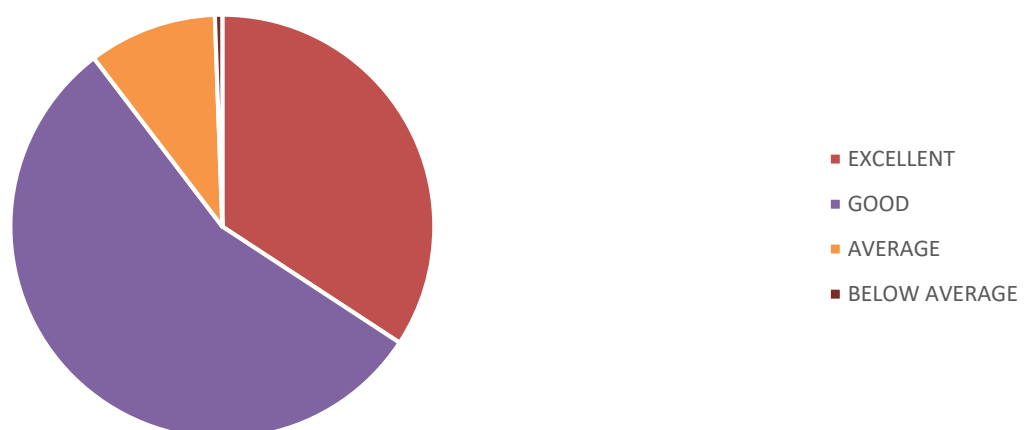
Teachers encourage you to participate in extracurricular activities.



Efforts are made by the institute/ teachers to inculcate soft skills, life skills and employability skills to make you ready for the world of work.



What percentage of teachers use ICT tools such as Power Point Presentation, LCD projector, Multimedia, etc. while teaching





The overall quality of teaching-learning process in your institute is very good.

